

PHILIPS

Image guided therapy

Zenition 70 Series

Mobile C-arms

Unlimited potential
at your fingertips





Health knows no bounds

When it comes to health, people deserve the best. Yet despite advances, progress is too often slowed. By systems that can't communicate. By data that gets locked in silos. By clinicians who can't see the full picture fast enough and patients who feel lost in the system.

At Philips, we create seamless solutions that connect people, technology and data across the full care continuum, from hospital to home. With everything needed to break the boundaries standing in the way of organizing healthcare around people. First-time-right diagnosis and treatment, actionable insights to lower costs, increased patient and staff satisfaction and better patient outcomes – that's health with no bounds.

There's always a way to make life better.

Meet Philips Zenition Series Our new series of mobile C-arms

With Zenition, you get a harmonized range of systems designed to reduce operational costs, simplify use and streamline fleet management. Experience the same intuitive control and handling on the Zenition Flat Detector and image intensifier systems.

Every Zenition system features premium imaging technologies and customization to elevate clinical confidence and efficiency. To help your business grow and prosper, the standard Windows® platform is ready to embrace new clinical applications and service and support technologies as they evolve. The Technology Maximizer program helps you manage upgrade costs for years to come.



Experience exceptional clarity and flexibility for performing a wide variety of cases with our fourth generation Flat Detector systems. Available with our standard 26x26 cm Flat Detector or the new compact 21x21 cm Flat Detector.



Increase OR performance



Enhance your clinical capabilities over time



Outstanding user experience



Increase OR performance

Whether your team is performing a routine surgery or complex intervention, time is of the essence. The Zenition 70 Series is designed to increase OR performance across your healthcare facility with exceptionally user-friendly controls, efficient time-savers and a platform geared for high uptime – today and tomorrow.



Increase efficiency with user-friendly controls and time-savers

Streamline imaging with the magic touch and navigational aids of Unify workflow. In a user study,¹ Unify workflow reduced miscommunication by almost half, while Position Memory reduced (re)positioning time by 20%. Accelerate workflow further with one-click exam presets and high speed wireless data handling.

Simplify fleet management and equipment usage across your OR

Operators at all experience levels can easily use the Zenition 70 thanks to its intuitive point and shoot design. System settings can be customized and exported to other Zenition 70 systems with the embedded Philips Support Connect tool.

Reduce total cost of ownership and avoid obsolescence

Extend your system's clinical performance with the standard Windows® platform ready to incorporate new innovations and software upgrades. Realize high uptime with easy serviceability and remote support options that can handle many service issues without an on-site visit. Leverage the capabilities of in-house service teams with our RightFit support options.



45% less miscommunication
with Unify workflow¹



Enhance clinical capabilities over time

Challenging patients and longer, complex procedures put ever greater demands on your surgical imaging systems. With the Zenition 70 Series, the medical team is superbly equipped to perform a variety of today's and tomorrow's interventions and surgical procedures with confidence, while effectively managing radiation dose.

Safeguard clinical performance and extend your system's clinical relevance

The standard Windows® platform accommodates new software options to extend your system's clinical relevance, while the Technology Maximizer program offers a cost-effective way to manage upgrades over time. Windows® also supports compliance with the latest security standards to protect patient data and prevent malware attacks which can affect service delivery.

Perform longer and complex procedures

The Zenition 70 Series is engineered for continuous imaging with our new tank design to enhance heat management. Efficiently image a variety of procedures and patients with application-specific protocols and customizable presets. One click applies the required image quality parameters without applying overly high X-ray dose according to the ALARA principle.² Clinicians can visualize complex structures and dense anatomy with exceptional clarity and dose control through advanced image processing algorithms from Philips fixed C-arm systems and an array of radiation management features.

Say yes to challenging patients

Every patient is unique and the Zenition 70 Series helps you obtain uniquely specific image quality at efficient dose levels, regardless of patient challenges. For example, Pulsed Fluoroscopy enhances imaging of dense and complex anatomy to support you in managing dose, while our premium imaging technologies clarify tiny details and anomalies for diverse patients.



Outstanding user experience

Your first priority is your patient. Your imaging system should help you maintain a single-minded focus while you work. The Zenition 70 Series incorporates Philips Unify workflow – our outstanding user experience based on tablet operation principles. Immediately recognize how Zenition works and easily get excellent imaging results during any intervention and surgical procedure.

Reduce distractions

When maneuvering a stent graft into challenging anatomy or setting pedicle screws for a spinal fusion, reducing technical distractions and discussions can help surgical teams remain focused on the patient. The Zenition 70 draws upon proven technology to improve surgical teamwork. With Unify workflow's navigation aids, surgical teams experienced smoother interactions and less miscommunication in a usability study.¹ Users can customize exam settings, menu information and even footswitch operation to further reduce distractions during repetitive tasks.

Simplify operation for every user

Users quickly feel comfortable using Zenition, thanks to its touch controls that work like standard tablets and smartphones. The system can be easily operated by one user to reduce staffing costs thanks to the easy glide movements of the fully counterbalanced C-arm and lightweight Mobile View Station.

**94% first
time-right
repositioning
with Position
Memory¹**



Zenition 70 Series

Premium performance for demanding cases

Unify workflow brings intuitive control and handling to the Zenition Flat Detector system to reduce training and enhance teamwork. Unify workflow consists of:

- 1 ClearGuide
- 2 Tablet-like UI
- 3 Color Coding
- 4 Position Memory
- 5 Fast availability for emergency cases and use in all hospitals areas with **80-second boot up time**.
- 6 Experience **exceptional clarity and flexibility** for performing a wide variety of cases with our fourth generation Flat Detector systems.
- 7 Every Zenition system shares a standard **Windows®** platform and is ready to embrace new clinical applications and service and support technologies as they evolve.

8 Visualize complex structures and dense anatomy with **exceptional clarity and dose control** through advanced image processing algorithms from Philips fixed C-arm systems and Zenition's array of radiation management features.

9 **Philips premium imaging technologies** incorporate powerful state-of-the-art image processing technology: a smart new way of filtering, asymmetric and independent shutters, BodySmart, MetalSmart, 15kW tube, and monoblock design.

10 Easily connect all Zenition mobile C-arms with other OR systems and your hospital infrastructure thanks to advanced connectivity and interoperability tools, including **high speed wireless data transfer**.

11 The **outlining tool** allows drawing an outline on an image on the touchscreen using a stylus pen, for example, to mark a bifurcation or side branches on live fluoroscopy images.

12 The **Technology Maximizer** program helps you manage upgrade costs for years to come.



For information about the Zenition 50 Series of image intensifier systems go to www.philips.com/zenition

Looking beyond the walls of your OR

Today's surgical environments are under more pressure than ever to provide flawless care to an ever growing number of patients. The Zenition 70 Series is designed to help you effectively manage operational costs and extend the lifetime of your mobile C-arm systems so you can get more out of your investment over the long-term.

Easily manage your C-arm fleet

The standard Windows® platform supports advanced service capabilities. With Philips Support Connect, for example, system administrators can now perform many system tasks themselves to avoid delays and costly service visits:

- Add clinical and administrative users and password authorizations
- Set up your time zone and schedule times for system updates
- Give third parties access to your system
- Import and export DICOM and wireless settings to all Zenition systems
- Access log files to diagnose issues and track system use

Accelerate service and communication

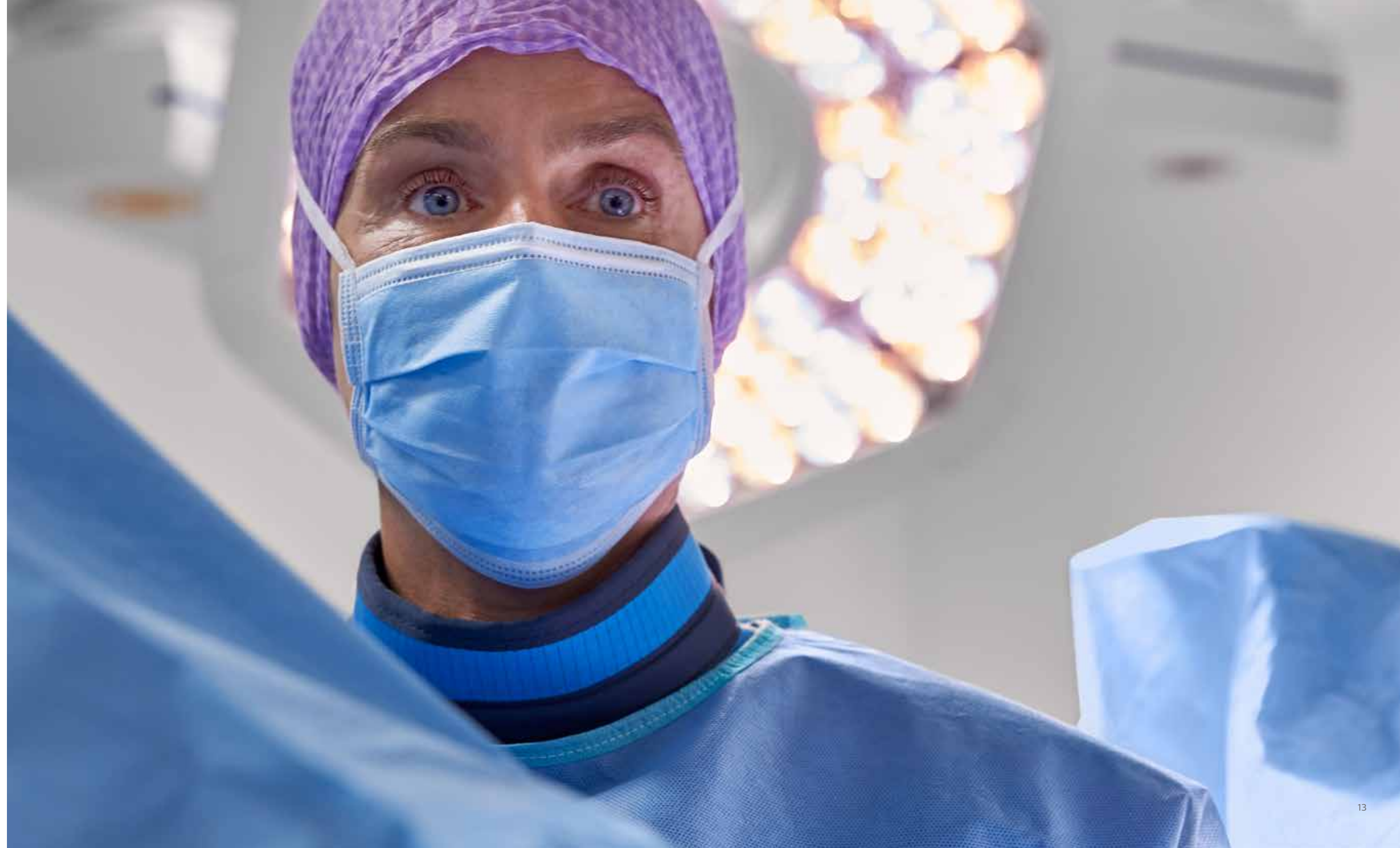
With our remote support options, we can log in on the spot to guide you through a service issue. This allows many service issues to be handled without an on-site visit to save you time and money. You can speed up system diagnostics with our built-in CAT tool. The wireless connectivity option allows you to collaborate and quickly share data and images in the OR and across the hospital to support efficient clinical processes.

Maximize your operational budget

Different RightFit Customer Service Agreements are available that allow you to leverage the capabilities of your in-house service teams to reduce delays and improve uptime. Technology Maximizer is a program that runs in tandem with your RightFit Customer Service Agreement.³ When you opt into the program, you receive the latest available software and hardware technology releases for a predictable fee.





Save time and money on training

The intuitive Unify workflow, as well as on-screen help and digital user guides are made to reduce the training time and costs for both novice and experienced imaging staff.



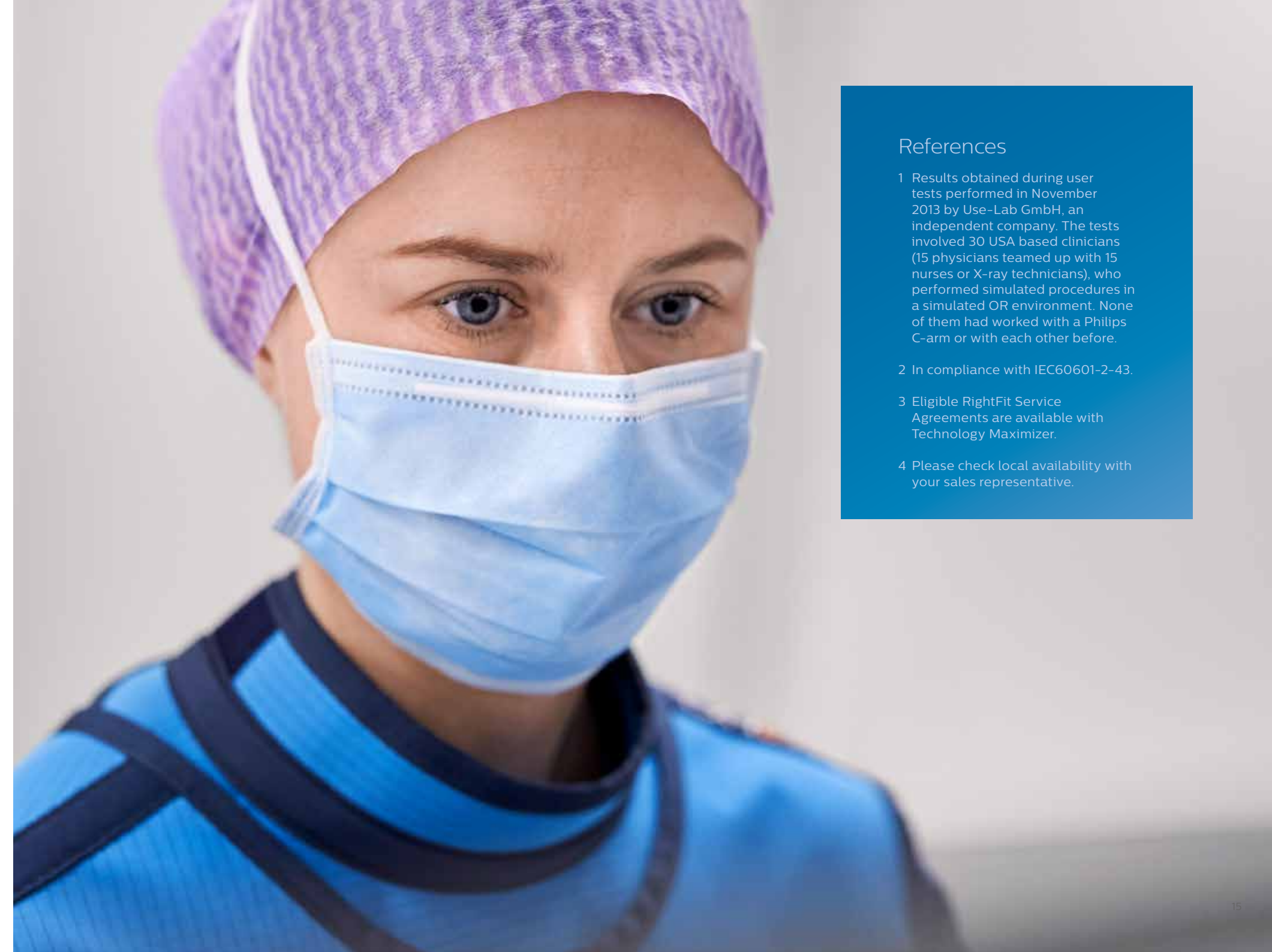
Simplify set-up of your new OR with Philips surgical room solutions⁴

Save time and effort when setting up a new OR by having Philips organize and equip your new operating room. You can easily connect all Zenition mobile C-arms with other OR systems and your hospital infrastructure through advanced connectivity and interoperability tools, including high speed wireless data transfer.

 <p>Partner with one solution expert who understands your needs</p>	 <p>Place one order to fulfill your needs</p>
 <p>Receive one shipment with streamlined installation and training</p>	 <p>Make one call for all your service needs</p>

References

- 1 Results obtained during user tests performed in November 2013 by Use-Lab GmbH, an independent company. The tests involved 30 USA based clinicians (15 physicians teamed up with 15 nurses or X-ray technicians), who performed simulated procedures in a simulated OR environment. None of them had worked with a Philips C-arm or with each other before.
- 2 In compliance with IEC60601-2-43.
- 3 Eligible RightFit Service Agreements are available with Technology Maximizer.
- 4 Please check local availability with your sales representative.





© 2019 Koninklijke Philips N.V. All rights reserved. Specifications are subject to change without notice.
Trademarks are the property of Koninklijke Philips N.V. or their respective owners.

4522 991 40601 * FEB 2019

How to reach us
Please visit www.philips.com
healthcare@philips.com